



MESSAGE FROM THE PRESIDENT, DR. SANJIV SHARMA

Dear Colleagues,

Greetings!

Emergency radiology (ER), a subspecialty of radiology, is defined by the imaging and image-guided management of patients who are acutely ill and injured. Imaging is now intimately woven into the practice of emergency medicine with the ER playing an important role in patient care. The primary responsibility of the emergency radiologist is to provide an accurate and fast diagnosis in the emergency department. Being well versed with the pathophysiology of diseases and appropriateness criteria for various imaging modalities, radiologists have a wealth of experience and can contribute to patient management by being available for emergency consultations on a 24x7 basis. It is important to realize that emergency radiologists are physicians first and radiologists next.

ER departments have needs, issues and challenges that are widely different from the general radiology departments. These also need a comprehensive team, including trained specialist emergency radiologists, technologists and nurses, who should be an integral part of 24x7 self-sustained and independent services, appropriately located in the specially designed emergency departments. The advent of teleradiology and artificial intelligence will further enhance the reach and practice of ER. Image-guided therapies are an ideal soul mate of ER department as the two together have the potential to provide the best medical care to the acutely ill or injured patients.

With these in mind, the Society for Emergency Radiology was created in 2013. It has, since, taken many educational and training initiatives.

The 5th annual conference of the society will be held on November 2-4, 2018 in Hyderabad. Eminent national and international faculties, will share their valuable experiences in ER. This meeting will be a perfect opportunity to facilitate the exchange of ideas and practices in the field and allow for a more coordinated approach in establishing ER in India. It is a great pleasure and privilege to invite you to this exciting academic meeting.

Promoting Education and
Research in Emergency
Radiology



CURRENT LEADERSHIP

PRESIDENT:

DR. SANJIV SHARMA

SECRETARY:

DR. ANJALI AGRAWAL

TREASURER:

DR. MUKESH YADAV

JOINT SECRETARY:

DR. NAVEEN KALRA

EXECUTIVE COMMITTEE:

DRS. RAMMURTI, SUNIL PURI, SUNIL JAIN,
ARJUN KALYANPUR, AY LAKSHMI,
NIRANJAN KHANDELWAL, AKSHAY SAXENA

Contact us



9818375431



Correspondence: Teleradiology
Solutions., 12B Sriram Road, Civil
Lines, Delhi 110054



serindia2013@gmail.com

Our home: www.ser-india.org




<https://www.facebook.com/SocietyforEmergencyRadiology>

MEMBER BENEFITS

OUR OFFICIAL JOURNAL

" EMERGENCY RADIOLOGY"

ENJOY FREE ELECTRONIC ACCESS TO THE JOURNAL EMERGENCY RADIOLOGY, LATEST RESEARCH ARTICLES AND CASE STUDIES. GET YOUR WORK RECOGNIZED IN THE GLOBAL COMMUNITY.



Monthly e-lecture series

Live webinars are held the third Friday of the month at 4 PM Indian Standard Time, with an interactive session at the conclusion of the didactic lecture.

National and international experts in the field are invited to share their expertise on various subjects in Emergency and Trauma Radiology.

Twelve excellent webinars have been successfully conducted.

Fourth Annual Conference, August 25-27, 2017, New Delhi

The annual conference was a grand affair with a combined scientific program of the Asia-Pacific Congress of Interventional Oncology and the Aorta and Endovascular Course

Continuing Medical Education Programs

1

e CME conducted on November 8, 2017 to celebrate the International Day of Radiology and commemorate the discovery of x-rays by Wilhelm Conrad Roentgen

2

CME on Emergency Radiology on November 11, 2017 at Nizam's Institute of Medical Sciences in Hyderabad to celebrate the International Day of Radiology

3

1st North-East Emergency Radiology CME on June 22, 2018 in Guwahati

Fourth Annual Conference, August 25-27, 2017, New Delhi

Joint Sessions


5th Asia - Pacific Congress of Interventional Oncology
4th Annual Meeting of Society for Emergency Radiology
2017 Annual Aorta & Endovascular Course
Refresher Course for Radiology Technologist & Support Staff

August 25 -27, 2017 | The Lalit, New Delhi, INDIA

Hosted by : Radiology & IR Departments AIIMS Delhi & PGI Chandigarh



"Conference Highlights"



Martin Gunn, USA
Dual energy CT in the ER-applications and challenge



Adnan Sheikh, Canada
Adding a new dimension-Role of radiology in 3D printing of casts and implants



K Shanmuganathan, USA
Minimal traumatic brain injury



Stephen Ledbetter, USA
Acute aortic syndromes-Emerging concepts

Register before 15th July to avail special discount for Student /Resident/Fellow registration.

Important Announcements :

- Last Date for Abstract Submission : 15th July, 2017
- Last Date for Advance Registration : 31st July, 2017
- Scientific Program is Uploaded on Website : [Click Here](#)

Workshop & Refresher Courses

Pre - Congress, August 24, 2017

- * Musculoskeletal Imaging & Interventions
- * Pain Management
- * Imaging and Image-Guided Therapies In Aortic Injuries & Dissections

For more information & update download Mobile App



Celebrating Emergency Radiology!



INTERNATIONAL
DAY OF RADIOLOGY

EMERGENCY RADIOLOGY

SER IDoR e-CME NOVEMBER 8, 2017
IDOR2017.COM

1. Prof Sanjiv Sharma, AIIMS, New Delhi, and President, SER-India
Imaging of Pulmonary thromboembolism (20 min)
2. Prof Niranjan Khandelwal, PGIMER, Chandigarh
Imaging of Stroke (20 min)
3. Dr Anjali Agrawal, Consultant, Teleradiology Solutions and General Secretary, SER-India
Frontiers in Trauma Imaging-Torso (8 min)
4. Dr Chirag Ahuja, Assistant Professor, PGIMER, Chandigarh
Frontiers in Trauma Imaging-Brain and Spine (8 min)
5. Dr Arjun Kalyanpur, CEO, Teleradiology Solutions
Emergency Teleradiology-What's next? (10 min)
6. Concluding remarks- Prof Sanjiv Sharma

Venue: Virtual! Supported by Telerad Foundation

Time: 12-1:15 pm

Contact e-mail: anjali.agrawal@telradsol.com



Imaging in Stroke: Basics and Beyond



Dr. N Khandelwal

Professor & Head

Department of Radiodiagnosis
PGIMER, Chandigarh, India



Name	Joining time / Leaving time
Naveen B	12:00 PM / 1:43 PM
henant_versnel87	12:00 PM / 12:47 PM
Abhinav	12:00 PM / 1:43 PM
Radhika	12:00 PM / 1:43 PM
gama pathak	12:00 PM / 1:43 PM
DhanuHath NC	12:00 PM / 1:43 PM
Monika Sharma	12:00 PM / 1:40 PM
Radguru Team	12:00 PM / 1:43 PM
Niranjan Khandelwal	12:00 PM / 1:43 PM
Chethana SM	12:00 PM / 1:43 PM
Saravanta Das	12:00 PM / 1:43 PM
Kavitha TA	12:00 PM / 1:43 PM
Dr Sanjiv Sharma	12:00 PM / 1:29 PM
Anjali Agrawal	12:00 PM / 1:43 PM
Disha	12:00 PM / 1:43 PM
adwini	12:00 PM / 1:08 PM
AMAN KHAN	12:00 PM / 1:39 PM
Shivanshu	12:00 PM / 1:23 PM
Anil Ghayal	12:01 PM / 12:57 PM
Harsh BS	12:02 PM / 1:43 PM
Anil Ghayal	12:03 PM / 1:43 PM
shramana bagchi	12:03 PM / 1:43 PM
Jayadeeps A	12:05 PM / 1:43 PM

MRI

- Limited availability in acute trauma setting
- long imaging times
- sensitivity to patient motion
- incompatibility with various medical devices
- need for MR imaging-specific monitoring equipment and ventilator
- risk of scanning patients with certain indwelling devices (e.g. cardiac pacemaker, cerebral aneurysm clip) or foreign bodies.



Name	Joining time / Leaving time
Naveen B	12:00 PM / 1:43 PM
Abhinav	12:00 PM / 1:43 PM
Radhika	12:00 PM / 1:43 PM
gama pathak	12:00 PM / 1:43 PM
DhanuHath NC	12:00 PM / 1:43 PM
Monika Sharma	12:00 PM / 1:40 PM
Radguru Team	12:00 PM / 1:43 PM
Niranjan Khandelwal	12:00 PM / 1:43 PM
Chethana SM	12:00 PM / 1:43 PM
Saravanta Das	12:00 PM / 1:43 PM
Kavitha TA	12:00 PM / 1:43 PM
Dr Sanjiv Sharma	12:00 PM / 1:29 PM
Anjali Agrawal	12:00 PM / 1:43 PM
Disha	12:00 PM / 1:43 PM
adwini	12:00 PM / 1:08 PM
AMAN KHAN	12:00 PM / 1:39 PM
Shivanshu	12:00 PM / 1:23 PM
Harsh BS	12:02 PM / 1:43 PM
Anil Ghayal	12:03 PM / 1:43 PM
shramana bagchi	12:03 PM / 1:43 PM
Jayadeeps A	12:05 PM / 1:43 PM
Te ak	12:06 PM / 1:43 PM
AnuragKhandwal533	12:08 PM / 1:28 PM

CME ON EMERGENCY RADIOLOGY AT NIMS, HYDERABAD, NOVEMBER 11, 2017



CME on Emergency Radiology
11th November 2017
NIMS Trauma Block Auditorium



FACULTY

Dr Sanjiv Sharma, AIIMS, New Delhi

Dr Anjali Agrawal, Teleradiology Solutions, New Delhi

Dr Y Jyotsna, NIMS, Hyderabad

Dr G Anantaram, KIMS, Hyderabad

Dr Anu Kapoor, NIMS, Hyderabad

Dr N Vijaya Bhaskar, Vista Imaging, Hyderabad

Dr S Gayathri, Yashoda Hospitals, Secunderabad

Dr M Uma Devi, Sai Vani Hospitals, Hyderabad

Dr Jwala Srikala, KIMS, Hyderabad

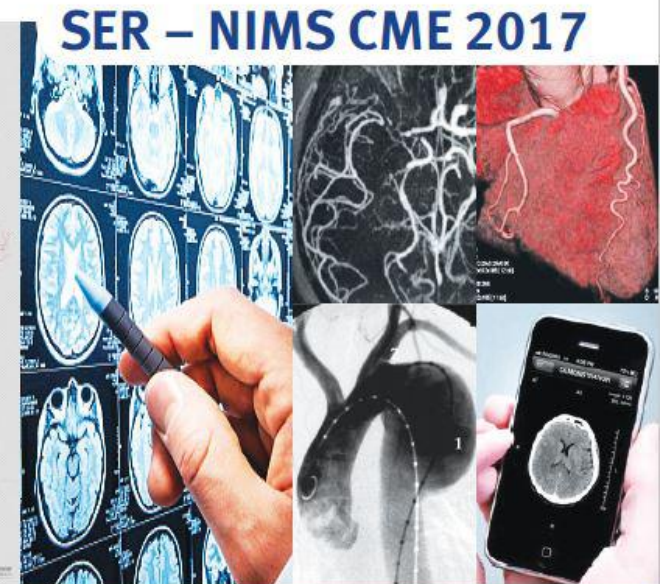

Dr S Rammurti, NIMS, Hyderabad

Dr N Eshwar Chandra, Virinchi Hospital, Hyderabad

CME on Emergency Radiology
11th November 2017
NIMS Trauma Block Auditorium



Under the auspices of
Society for Emergency Radiology



Organized by
Department of Radiology & Imageology
Nizam's Institute of Medical Sciences
Hyderabad – 500082 Telangana State
E mail: ser.nimscme2017@gmail.com

EMERGENCY RADIOLOGY CME ON JUNE 22, 2018, GUWAHATI

GUWAHATI, ASSAM

Hotel Gateway Grandeur, 22nd June 2018

with Pre-CME Workshop on 21st June 2018

Jointly Co-Hosted by

Society for Emergency Radiology (SER) & the IRIA, Assam Branch

NEIGRIHMS, Shillong, Meghalaya; Gauhati Medical College & Hospital, Assam; Matrix Imaging & Diagnostic Centre (P) Ltd. Guwahati, Assam



Scientific Program Highlights:

Acute stroke

1. Imaging algorithms and findings
2. Image-guided treatment

Cardiovascular & Pulmonary emergencies:

1. Pulmonary Thromboembolism & DVT
2. Critical Limb Ischemia
3. Acute Aortic Syndromes
4. Lung Sonography in Critical Care Patients

Abdominal emergencies– Non-trauma

1. Imaging of adnexal torsion- pearls and pitfalls
2. Acute Abdomen Case-Based Review
3. Imaging in pregnancy: guidelines and challenges

Trauma

1. Traumatic brain injury
2. Orbital Trauma

Interventional Radiology Workshop (21st & 22nd June 2018)

1. Stroke
2. Ablative Therapies
3. Aortic Emergencies

Emergency Radiology

1. Focused integrated training – need of the hour
2. Teleradiology and machine learning transforming health imaging: A look ahead....

Emergency Radiology Quiz + Attractive Prizes



SER monthly e-lecture series

Sr. No.	Topic	Speaker name
1.	Imaging in Aortic Dissection	Dr. Sanjeev Kumar
2.	Imaging in Left Lower Quadrant Pain	Dr. Anjali Agrawal
3.	Soft Tissue and Bone Infections	Dr. <u>Anindita Sinha</u>
4.	Imaging in Oncologic Emergencies	Dr. <u>Mukesh Yadav</u>
5.	Imaging Diagnosis and IR Management of Pulmonary Thromboembolism	Dr. <u>Sanjiv Sharma</u>
6.	Imaging of Subarachnoid Hemorrhage	Dr. Chirag Kamal Ahuja
7.	Adnexal Torsion-Imaging Pointers and Pitfalls	Dr. Anjali Agrawal
8.	Bowel and Mesenteric Injuries on Trauma CT: How Not to Miss ?	Dr. Dinesh Chinchure
9.	Imaging of Pancreatic Trauma	Dr. <u>Atin Kumar</u>
10.	Radiologically Missed Trauma of Hand and Wrist	Dr. Kakarla Subbarao
11.	Scrotal and Penile Emergencies	Dr. <u>Chandan Jyoti Das</u>
12.	De-mystifying and de-hyping AI in Radiology	Dr. Carl J. <u>Aschkenasi</u>



SER e-lecture series



Dr. Dinesh Chinchure
 Consultant, Department of Diagnostic Radiology
 Khoo Teck Puat Hospital, National Health Group Singapore

“Bowel and Mesenteric injuries on trauma CT: How not to miss?”

Friday, May 18, 2018 @
 4 PM IST



Dr. Atin Kumar
 Professor of Radiology
 Department of Radiodiagnosis,
 All India Institute of Medical Sciences,
 New Delhi & Associated JPNA Trauma Centre

“Imaging of Pancreatic Trauma”

Friday, June 15, 2018 @
 4 PM IST



Dr. Mukesh Yadav
 Assistant Professor, Department of Radiodiagnosis, IRCH AIIMS, Delhi
 Ex. Associate Professor, PGIMER Chandigarh

‘Imaging in Oncologic Emergencies’

Friday, the 19th of
 January 2018 @
 4 PM IST

A big thank you for supporting the Society!

**We look forward to an exciting year ahead..stay tuned.
Do send us your achievements, awards and publications
for the next edition of the SER newsletter..**

**And see you all in Hyderabad at our Fifth Annual
Conference, November 2-4, 2018**

Concept and creation:
Dr. Anjali Agrawal